

Running Boards Side Steps suitable for Audi Q5 8R (2008-2016)

Code RBA02OE



To facilitate your installation, please read the product instruction manual carefully before installation.

Step 1: Remove the original side skirts of the car



Bolt 1



Bolt 2



Bolt 3




Bolt 4

Running Boards Side Steps suitable for Audi Q5 8R (2008-2016)

Code RBA02OE

Step 2: Drill hole on position 1,2,3 according to below photo use bolt 3 on position 1, use bolt 2 on position 2/3/4/6, use bolt 4 on position 5



front left bracket



middle left bracket




end left bracket

Running Boards Side Steps suitable for Audi Q5 8R (2008-2016)

Code RBA02OE

No. 1 tightening bolt, No. 7 hole is placed with No. 1 tightening bolt




Mounting positions for the brackets



front left bracket



middle left bracket



end left bracket

Running Boards Side Steps suitable for Audi Q5 8R (2008-2016)

Code RBA02OE

After installation



Step 3: Check whether all screws are tightened and pack the tools.

Step 4: Repeat on the other side

Disclaimer: Our company is not responsible for any related problems and losses caused by improper installation and use.